



HOW TO VIEW YOUR TICKET & BARCODE via SMARTPHONE



STEP 1:

To access your event tickets, it is recommended that you download the Rogers Place App.

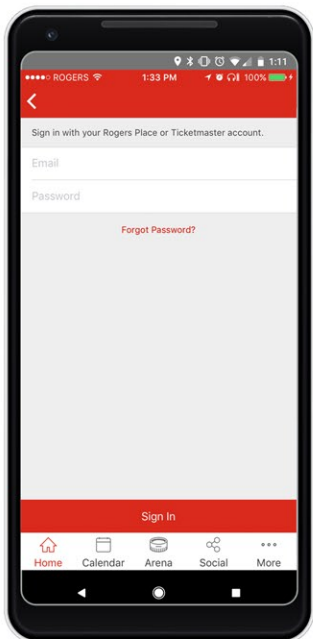
[available via the iTunes Store on your iPhone, or Google Play for Android]



STEP 2:

Open the Rogers Place App and click on the TICKETS menu. Select the appropriate Account Manager* for your event.

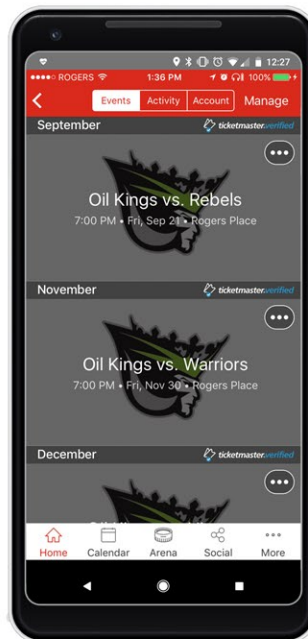
*Oilers: Oilers Account Manager | Oil Kings: Oil Kings Account Manager
Concerts & Other Events: Rogers Place Account Manager



STEP 3:

Log in to your account with your email address and password.*

*Forgot your password? Click on Forgot Password or call the Ticket Services Team at 780-414-LIVE (5483) to reset your password.



STEP 4:

You will see a list of your upcoming games/events. Simply click on a game to select it.*

*if it is within 48-hours of the event start time, you will see your seat barcodes. Use the barcodes for entry to Rogers Place.

If you are accessing the event tickets ahead of the 48-hour window, you will see a countdown clock showing when your barcode will be available to scan.

